



SULLIVAN TRAINING NETWORK



Sullivan Training Network OVERVIEW

WHO WE ARE

OIC of America is a 61-year-old workforce development organization. We have trained over 2M people.

Our Sullivan Training Network consists of 28 training partners delivering a pipeline of skilled workers to meet employer demand in construction, construction-adjacent and IT fields.

FY25 Impact



72% STN students who are unemployed when they enroll



\$46K+ median first-year earnings for STN grads



\$129M projected direct economic impact of STN grads, FY26



\$1 → \$6 state, local and private \$ leveraged by fed investment



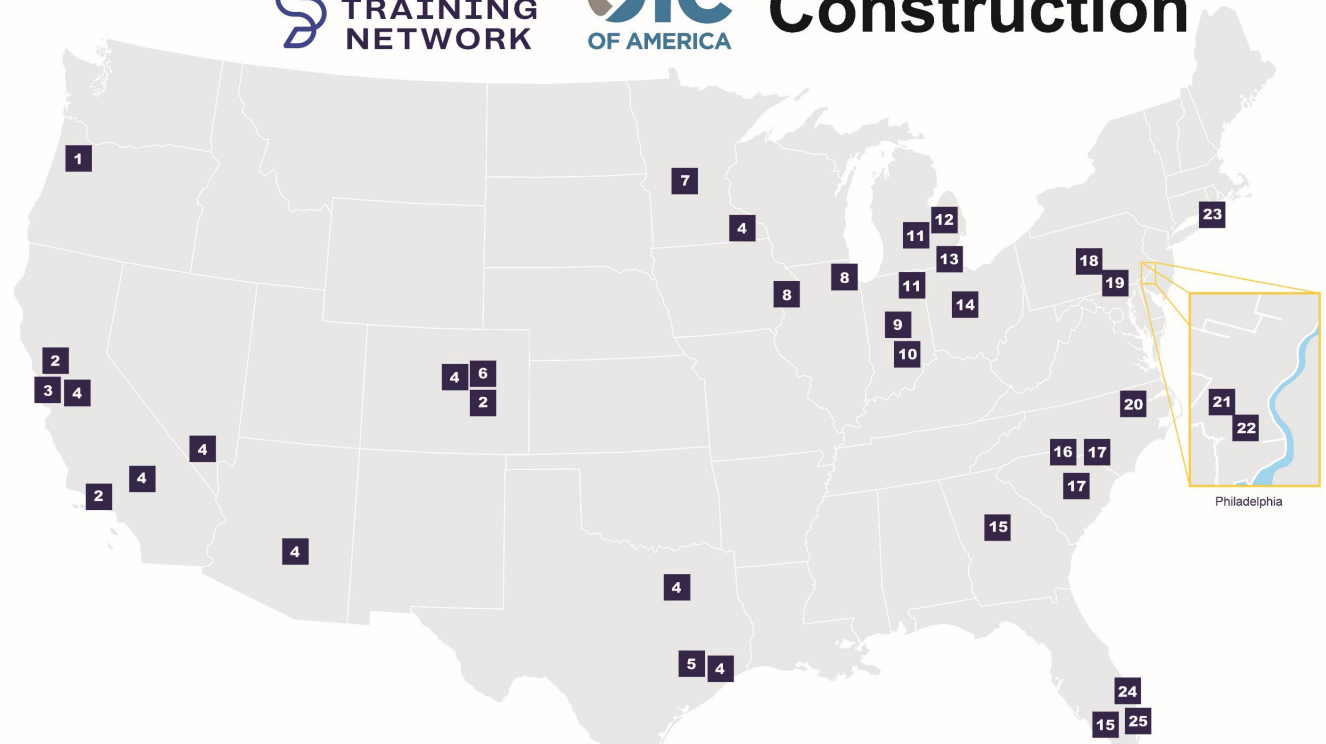
\$1 → \$7.16 increase in grads' earnings for every dollar invested

STN Construction National Footprint



Construction

Last update: 8/29/2025

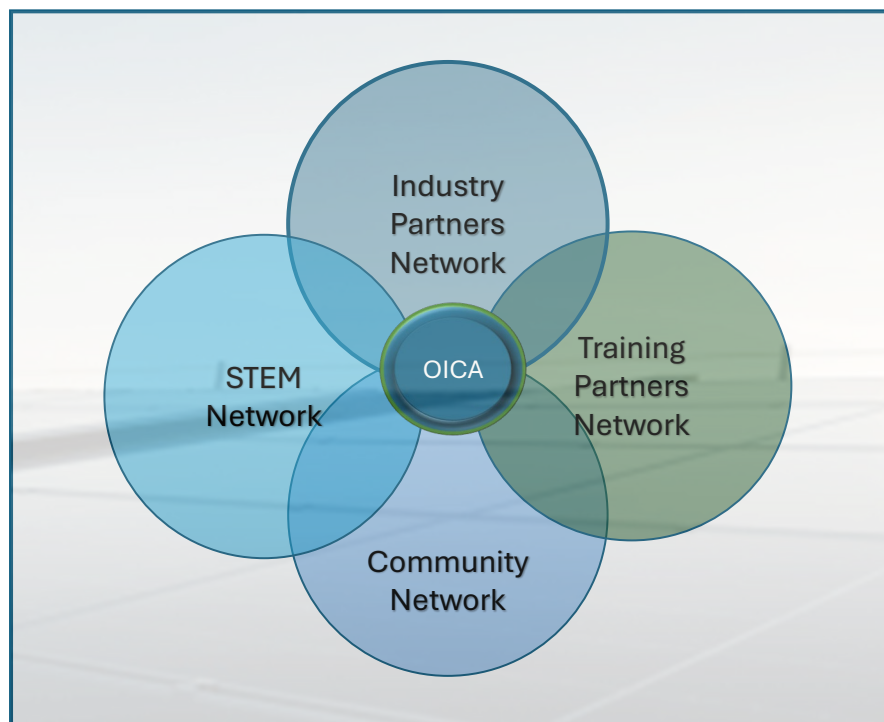


- 1. Portland OIC, OR
- 2. GRID Alternatives, CA
- 3. Job Train, CA
- 4. FreeWorld, multiple
- 5. Goodwill Industries International, Inc., TX
- 6. Fortified Academy, CO
- 7. Summit Academy OIC, MN
- 8. Safer Foundation, IL
- 9. Indiana Construction Roundtable Foundation, IN
- 10. Fathers and Families Center, IN
- 11. Ross Education Holdings, Inc, multiple
- 12. The MADE Institute, MI
- 13. Goodwill Industries of Greater Detroit, MI
- 14. OIC of Clark County, OH

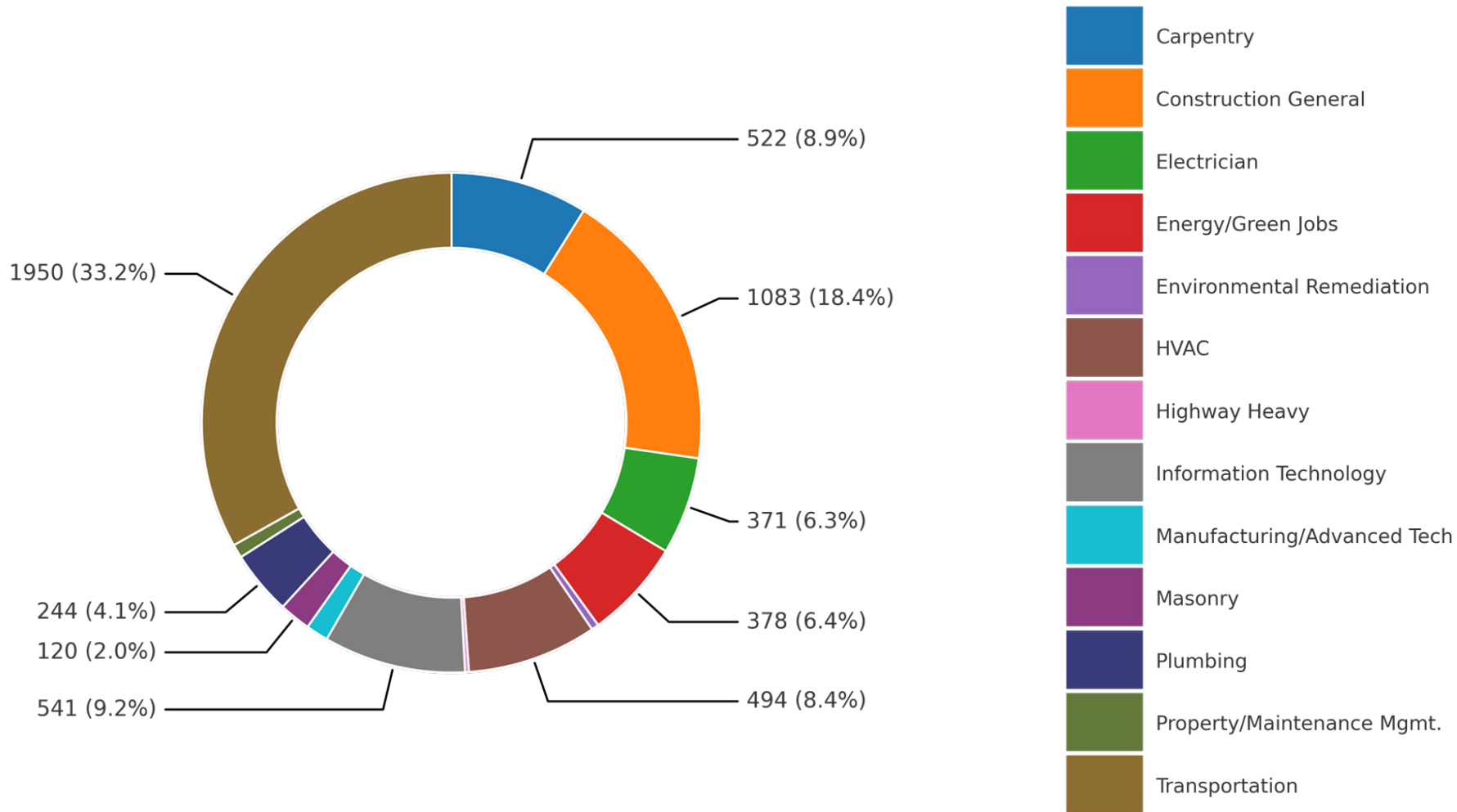
- 15. Project BUILD, multiple
- 16. Goodwill Industries of the Southern Piedmont, NC
- 17. Beatties Ford Road Vocational Trade Center, multiple
- 18. Tri-County OIC, PA
- 19. Chester County OIC, PA
- 20. Rocky Mount OIC, NC
- 21. Uplift Solutions, PA
- 22. Energy Coordinating Agency, PA
- 23. OIC of New London County, CT
- 24. OIC of South Florida, FL
- 25. 52 Weeks Development, FL

Our Workforce Development System

Our workforce development system is built on four key spheres of influence and relationships.



Total – Capability by Specialty

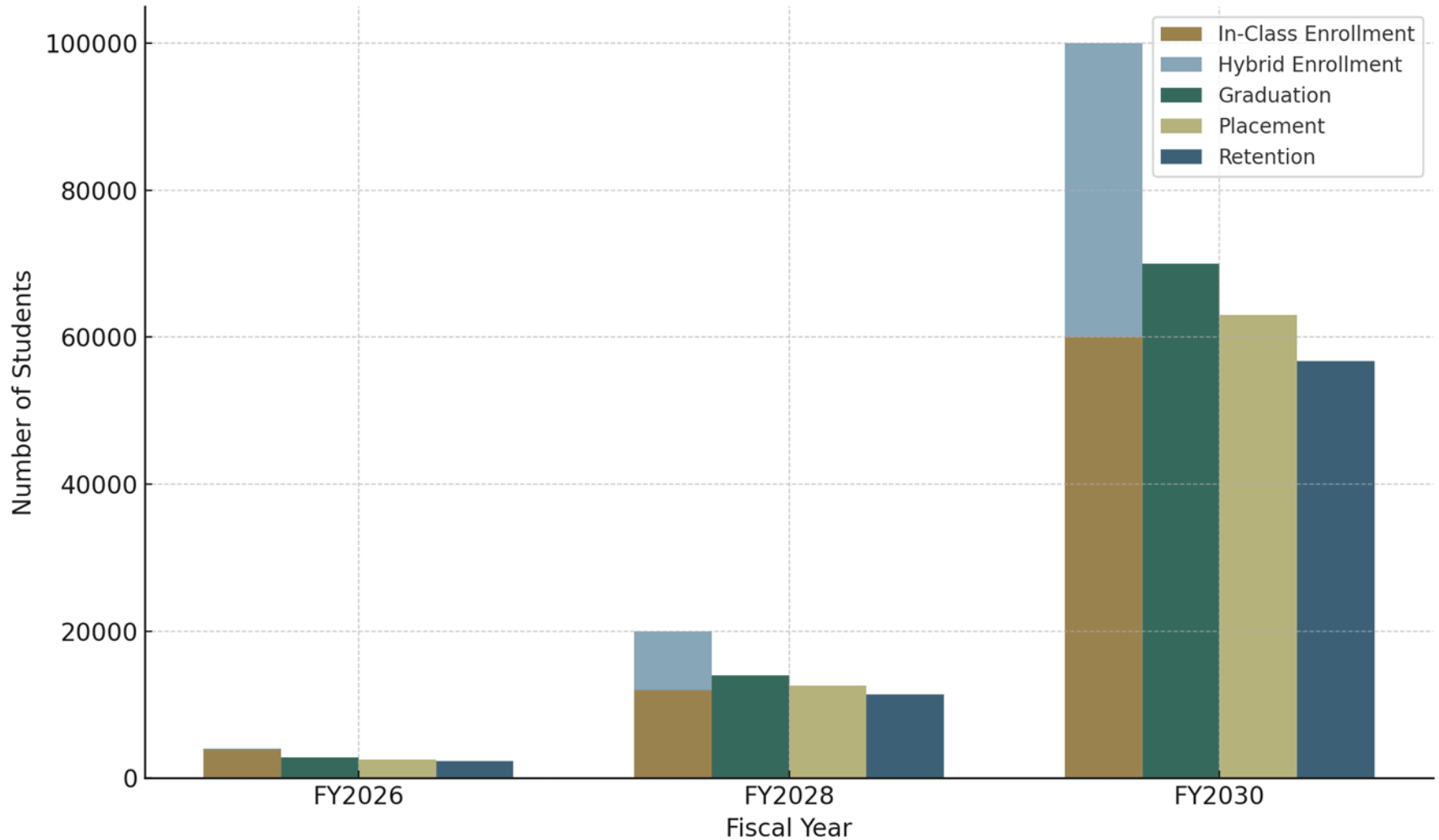


Capacity and Capability

Leading with a Regional Approach

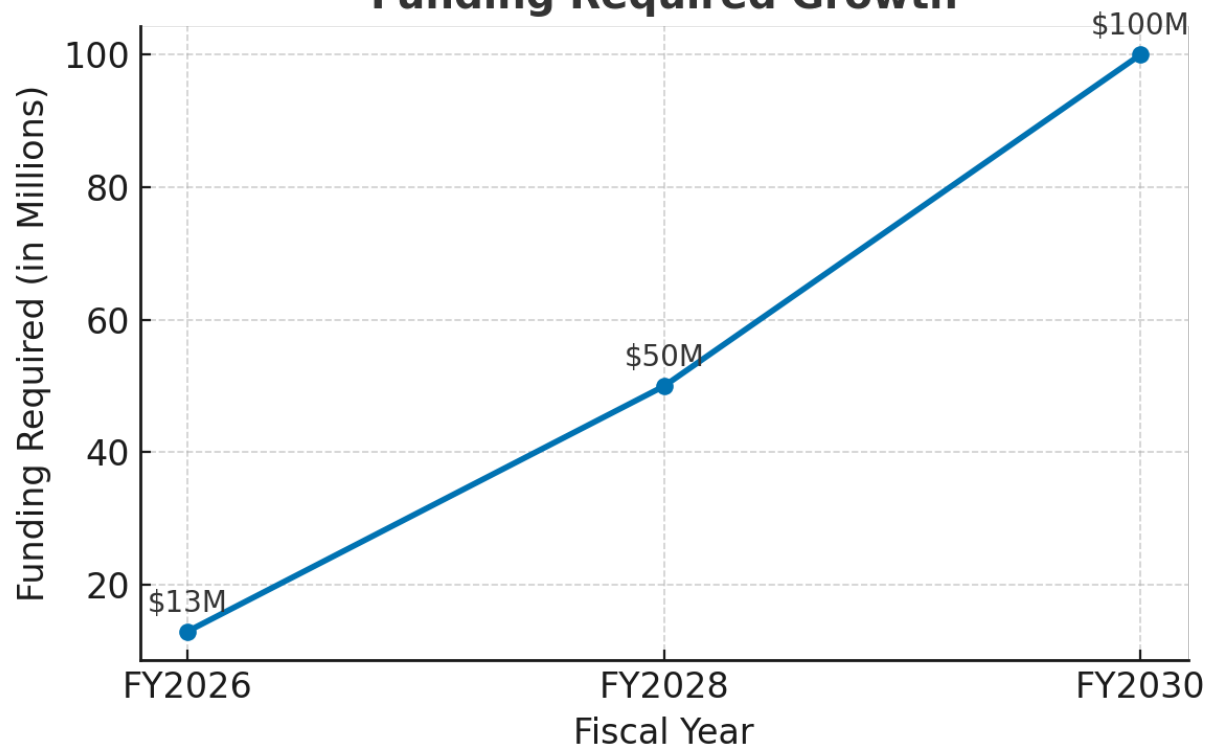
Specialty	Midwest	Northeast	Southeast	West	Total
Carpentry	300	0	150	72	522
Construction General	655	212	146	70	1083
Electrician	140	0	231	0	371
Energy/Green Jobs	130	48	0	200	378
Environmental Remediation	0	28	0	0	28
HVAC	0	196	244	54	494
Highway Heavy	14	0	0	0	14
Information Technology	345	48	4	144	541
Manufacturing/Advanced Tech	0	0	40	45	85
Masonry	120	0	0	0	120
Plumbing	60	0	184	0	244
Property/Maintenance Mgmt.	0	0	0	52	52
Transportation	295	200	25	1430	1950
Total	2059	732	1024	2067	5882

Enrollment | Graduation | Placement | Retention By Fiscal Year



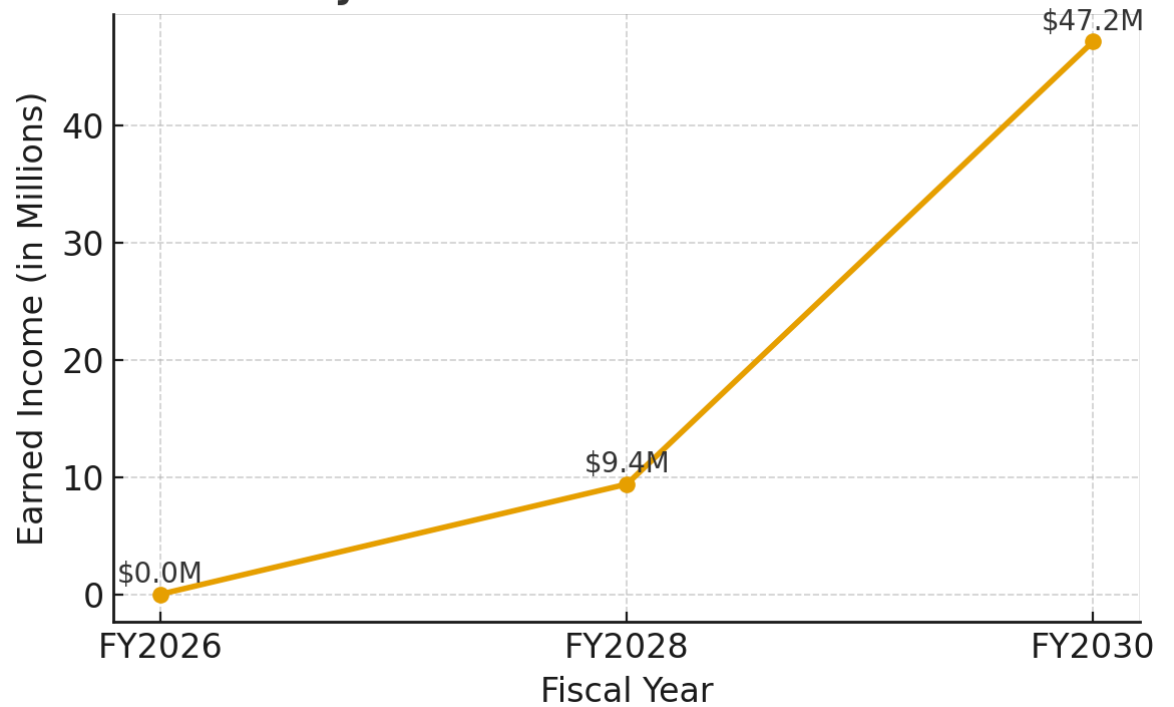
Funding Required

Funding Required Growth




Projected Earned Income

Projected Earned Income Growth




Join Our Network




**HELP US GROW: INVEST,
ADVISE, BOARD MEMBER,
SERVE ON INDUSTRY
COUNCIL**



**INTRODUCTION TO BUSINESS
ROUNDTABLE MEMBERS**



**SUPPORT OUR POLICY
AGENDA: LEON ACT**



**HELP DEVELOP A NATIONAL
MARKETING CAMPAIGN**